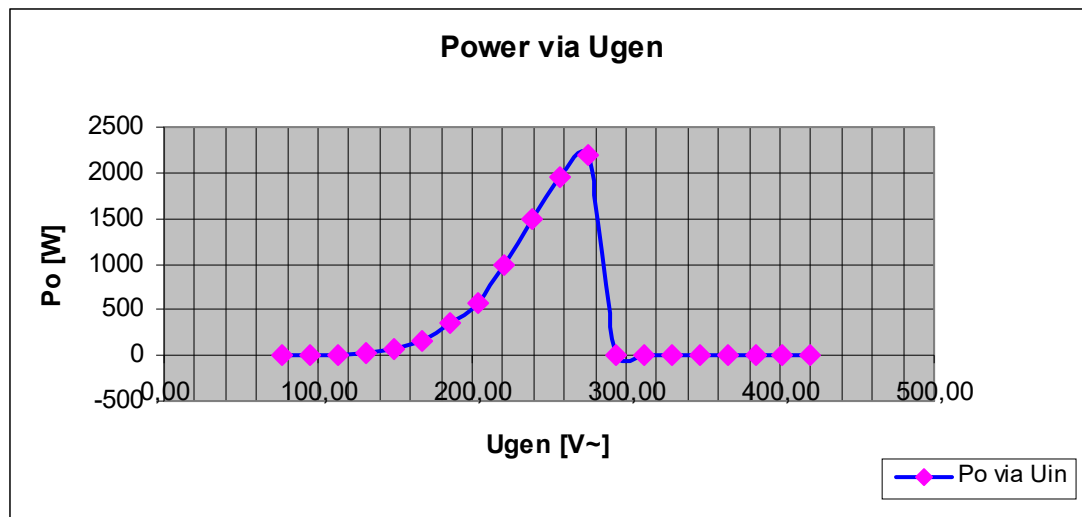


## Windpower heat control unit DLC2000

### Concept:

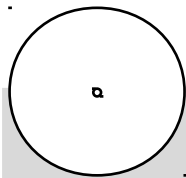
The Unit has a 3 phase Input. The ac voltage is rectified and smoothed. Then a dumpload resistor or heating element, which has to be connected to the terminals of the controll unit, will be switched on and off in short intervals of a view milliseconds via a IGBT Transistor. This simulates a load of variable resistance so that the generator will only be as much loaded, as energy could be delivered by the momentary windspeed. This is called power curve. It adapts the load resistor to the incoming windpower, which is derived from the generator ac-voltage.



Example of a programmed power curve

### Specifications:


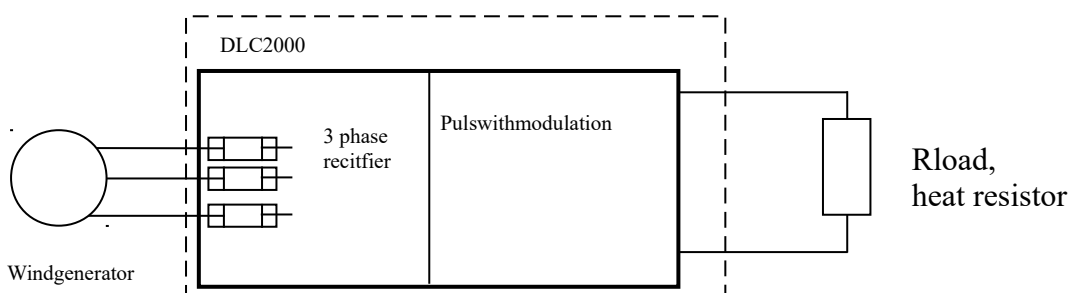
Minimum dumpload resistance (heating element):	21 Ohms
Maximum Power:	3000W
Maximum AC-Voltage:	370Vac
Maximum DC-Voltage:	500Vdc
Overcurrent switch off:	23A <sub>dc</sub>
Maximum constant current:	18A <sub>dc</sub>
Maximum Temperature	60°C
Minimum Temperature	-10°C
Boardsupply:	14V <sub>dc</sub> /5V <sub>dc</sub>
Internal consumption:	2mA
Fuses:	3x16At, 5x32mm 1x0.63At, 5x32mm
Wall mounting enclosure:	WxHxD 30x30x15cm



Schams-Electronic GmbH\* Keltenring12 \* 92361 Berggau  
Tel. 09181-405554 \* Fax:09181-510456 \*

---

Terminals:	5x10/16mm <sup>2</sup> ,
Inputs:	3 phase alternating current, R S T or dc with polarity in any order
Output:	2 terminals for dumpload resistor, -Rl, +Rl
Cabel glands:	2xPG16
Protection:	IP54



wall mounted enclosure 30x30x15cm